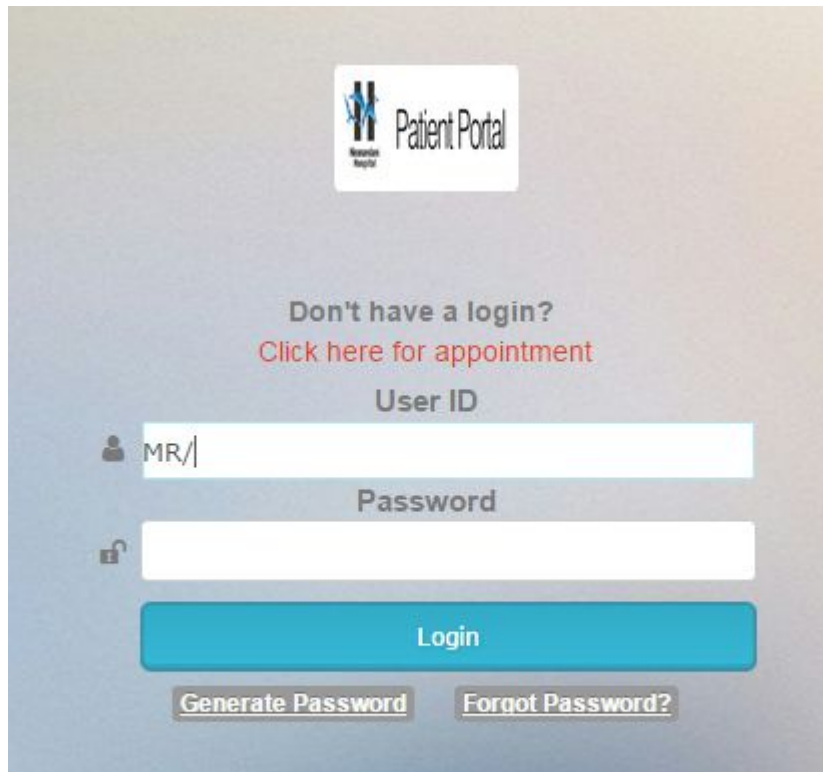


New Web- reporting Module.

Please Enter your MR No as your User ID and Click on “Generate Password “ button,



W Patient Portal

Don't have a login?  
[Click here for appointment](#)

User ID

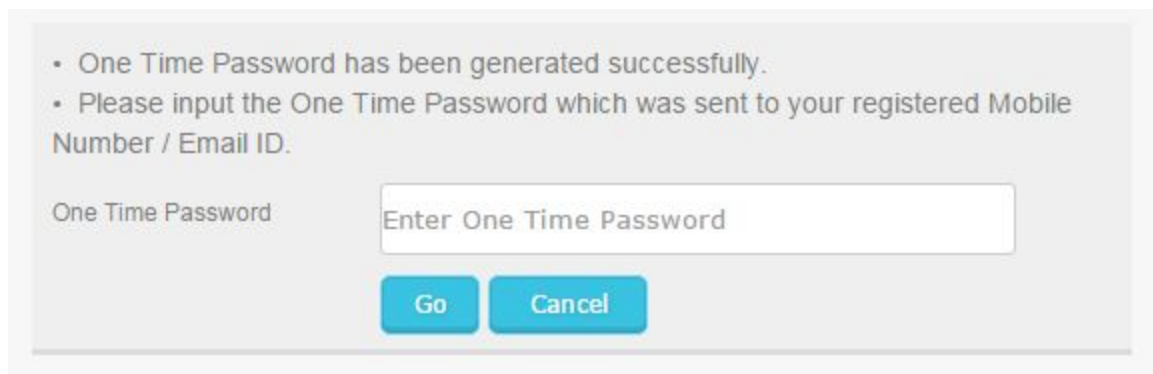
MR/|

Password

Login

Generate Password Forgot Password?

You will be redirected to OTP Page



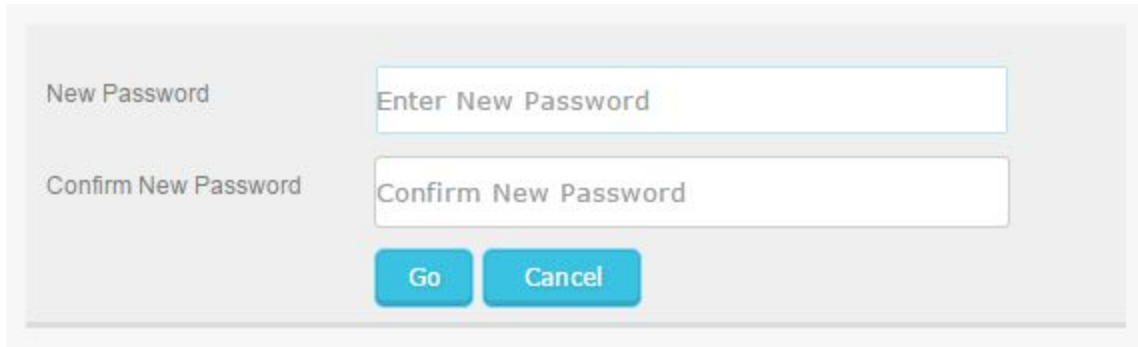
- One Time Password has been generated successfully.
- Please input the One Time Password which was sent to your registered Mobile Number / Email ID.

One Time Password

Enter One Time Password

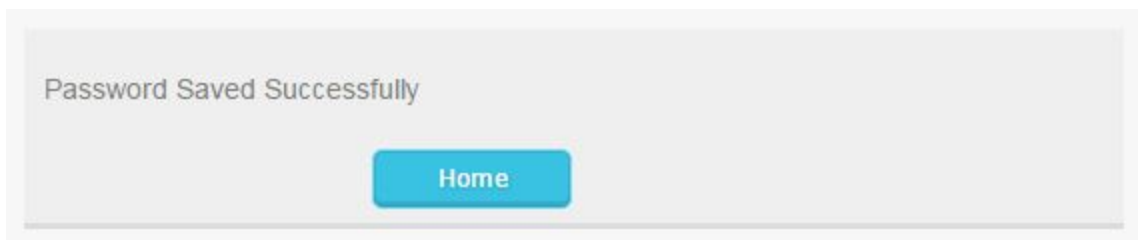
Go Cancel

Enter your OTP which you received through SMS or Email and click on “Go” button and your page will be automatically redirected to set Password screen.



The image shows a web form for generating a new password. It consists of two text input fields. The first field is labeled 'New Password' and contains the placeholder text 'Enter New Password'. The second field is labeled 'Confirm New Password' and contains the placeholder text 'Confirm New Password'. Below the input fields are two blue buttons: 'Go' and 'Cancel'.

Enter password of your choice with minimum width of 8 Character and Click on “Go” Button.



The image shows a success message displayed in a light gray box. The text reads 'Password Saved Successfully'. Below the message is a single blue button labeled 'Home'.

Your password to view your lab reports is successfully generated now you can view lab report.

Just Click on Home button and your web page will be automatically redirected to Lab report page.

If you forget the password then you can click the forget password and the otp will send to your mobile number. And you can assign your password for portal same like generate password.

If you wrongly type your password three times your existing password will be blocked and you need to generate password again.

In case if you want to change your password, you can change your password after login from the change password option also.